

AIRWAY FOCUSED ORTHODONTICS FOR GENERAL DENTISTS 2024-2025 COURSE GUIDE



**Brock Rondeau, D.D.S. I.B.O., D.A.B.C.P., D-A.C.S.D.D.,
D.A.B.D.S.M., D.A.B.C.D.S.M.
Diplomate International Board of Orthodontics
Diplomate American Board of Craniofacial Pain
Diplomate-Academy of Clinical Sleep Disorders Disciplines
Diplomate American Board of Dental Sleep Medicine
Diplomate American Board of Craniofacial Dental Sleep Medicine**

***Expand Your Practice,
Increase Your Income
& Learn a Systematic
Approach to Treating Your
Patients***

Over 25,000 Dentist's Have Attended Dr. Rondeau's Courses!

Table of Content

2

**Level I, Introduction
to Orthodontics**



4

**Diagnosis &
Treatment of TM
Dysfunction**



5

**Dentist's Role in
Snoring & Sleep
Apnea**



6

**Level II
Orthodontics**



7

**Comprehensive
Course on Clear
Aligners**



8

**Case Finishing
& Mechanics**



9

Online Courses



TESTIMONIALS

"This course literally changed my life. I am now working less, making more money, loving every minute of it."

Dr. Tamara Gant

"An eye opening course that makes one a better clinician in all aspects of dentistry."

Dr. Vigen Simchian

"This is a course that all general dentists should take whether or not they intend to practice orthodontics regularly."

Dr. Oswald Dunn


"I can't imagine practicing dentistry without taking this course. Dr. Rondeau has given me the tools to allow patients to get comprehensive treatment in my office with early and accurate diagnosis. It's a win-win for patients and doctors."

Dr. Shaina DiMariano

"I have been using clear aligners for several years. I feel that this course has done more to advance my orthodontic knowledge base than any other I have taken."

Dr. Anthony Callison

Early Orthodontic Treatment for Children

 Available on Amazon

The latest book on
**Early Orthodontic Treatment
for Children**

By Dr. Brock Rondeau



Introduction by:
Dr. Neal C. Murphy,
Professor of Orthodontics

Introduction by Dr. Neal C. Murphy Professor of Orthodontics

- 19 Clinical Cases start to finish
- 246 Pages functional appliances
- Fixed appliances
- Airway problems in children

Affiliation with IAO

International Association For Orthodontics

The IAO has been assisting general dentists for the past 60 years. Dentists are encouraged to join the IAO and to try to achieve some credentials through the IAO.

Members of the IAO will receive a certificate upon completion of all of the necessary requirements



"BUCK" TEETH




BROAD ARCH



DEEP BITE
CONSTRICTED ARCH



IDEAL BITE
BROAD ARCH



Level I, Introduction to Orthodontics

COURSE OBJECTIVE

This extensive program aims to educate general and pediatric dentists on diagnosing and treating basic orthodontic cases. The focus will be on detailed records and diagnosis. Treatment will include utilizing functional appliances, particularly in mixed dentition, and fixed orthodontic braces (straight wire technique) in permanent dentition. Dr. Rondeau's systematic method, organization, and marketing advice simplify the integration of orthodontics into your general practice.

Attending Dr. Rondeau's courses offers a significant advantage in gaining clinical experience. The courses are facilitated by a team of seasoned and dedicated instructors who assist participants in integrating orthodontic practices into their own. These instructors, many with over two decades of orthodontic experience, are highly qualified to instruct in various segments of the Rondeau Seminars Courses. Dr. Rondeau, with an extensive clinical background spanning over 35 years, has observed a growing demand from parents for Two-Phase Treatment for their children. To expand their practices successfully, clinicians must enhance their expertise in utilizing functional appliances.

SESSION 1

- Philosophy of Orthopedic Orthodontic-TMJ Treatment
- Diagnostic Records
- Cephalometrics as a Diagnostic tool
- Introduction to Cephalometrics
- Habit Breaking Appliances
- Removable MX Expansion Appliances
 - Schwarz Appliance
- Removable Molar Distalization Appliance
 - Posterior Sagittal
- Removable MD Expansion Appliances
 - Schwarz
- Fixed Expansion Appliances
- Practice Management

SESSION 2

- Introduction to Straight Wire Appliances
- Four Stages of Modified Straight Wire Technique
- Indications and Properties of Various Archwires
- Sectional Archwires
- Tying
- Separators
- Elastics
- Open and Closed Coils
- Power Chain
- Class II Malocclusions
- Functional (Orthopedic) Appliances
 - Rick-A-Nator
 - Twin Block & Twin Block II
- Advanced Cephalometrics
- Bracketing Technique
- Banding of Molars
- Hands-on Placement of Orthodontic Brackets and Wires on Typodont

SESSION 3

- Importance of TMJ in Orthodontics
- Anatomy of a Temporomandibular Joint
- Anterior Sagittal
- Class III Malocclusion
- Airways
- Tomogram X-rays
 - CBCT
- Utility Arches
- Different Types of Splints
- Tandem Appliance
- Joint Vibration Analysis
- Rocking Chair Curves
 - Lab Exercise
 - Muscle Palpations
- Phase I: Stabilize TMJ
- Phase II: Orthodontic Case Finishing

SESSION 4

- Fixed Molar Distalization Appliances
- Non-Surgical Treatment Open Bite Cases
- How to Diagnose Vertical Problems
- How to Control Vertical Problems
- Clear Braces
- Clear Aligners
- Indications for Extraction of Second Molars
- MARA Appliance
- Fixed Functional Appliances Self-Activating Nickel Titanium Coil Springs
- Case Finishing
- Retention
- Practice Management
 - Internal Marketing
 - External Marketing

Level I, Introduction to Orthodontics

Scan for all the
Course Details



DATES AND LOCATIONS

TORONTO, ON

Session 1 September 20 & 21, 2024
Session 2 November 15 & 16, 2024
Session 3 January 10 & 11, 2025
Session 4 March 7 & 8, 2025

CALGARY, AB

Session 1 October 18 & 19, 2024
Session 2 December 13 & 14, 2024
Session 3 February 28/March 1, 2025
Session 4 April 11 & 12, 2025

CHICAGO, IL

Session 1 September 13 & 14, 2024
Session 2 November 8 & 9, 2024
Session 3 January 17 & 18, 2025
Session 4 March 14 & 15, 2025

DALLAS, TX

Session 1 October 11 & 12, 2024
Session 2 December 6 & 7, 2024
Session 3 February 7 & 8, 2025
Session 4 April 4 & 5, 2025

MIAMI, FL

Session 1 January 24 & 25, 2025
Session 2 February 21 & 22, 2025
Session 3 March 21 & 22, 2025
Session 4 April 25 & 26, 2025

**132 Hours of Continuing
Education**

COURSE FEES

Doctors Fee: \$1,295* per session

BONUS for Full Payment: \$4,780* for all 4 sessions, includes 4 course manuals and lab book

Level I, Session 1: First two staff are **FREE** (each additional staff \$395)

(*plus taxes where applicable)

**SAVE
\$400**

Scan for all the
Course Details



Diagnosis & Treatment of TM Dysfunction

COURSE OBJECTIVES

The American Dental Association estimates that 34% of the adult population has TMD (Temporomandibular Dysfunction). TMD is not taught in the majority of dental or medical schools in North America. This course will teach dentists how to diagnose and treat patients with TMD. Clinicians will learn how to fabricate daytime splints to correct clicking and painful symptoms as well as nighttime appliances to prevent clenching and grinding. Numerous clinical cases will be shown throughout this comprehensive course.

COURSE CONTENT

- Anatomy of the TM Joint
- Muscles of Mastication
- Causes of TM Dysfunction
- Clinical Examination
 - Patient History Range of Motion
 - Muscle Palpations Postural Assessment
- Joint Vibration Analysis (JVA)
- TMJ X-rays, Tomograms, CBCT
- Differential Diagnosis
 - Intra-capsular vs. Extra-capsular
- Five Stages of Internal Derangement (Disc Displacement)
- Bite Registration for Splint Therapy (Phonetic Bite)
- Types of Splints
- Phase I: Splint Therapy (4 months)
- Phase II: Orthodontic Case Finishing (12-24 months)
- Internal Marketing for TMJ Practice
- External Marketing for TMJ Practice
- Billing and Insurance



MANDIBULAR REPOSITIONING
SPLINT
DAYTIME



ANTERIOR DEPROGRAMMER
PREVENT BRUXING
NIGHTTIME

COURSE DATES AND LOCATIONS

TORONTO, ON November 15 & 16, 2024

DALLAS, TX December 6 & 7, 2024

COURSE FEE

Doctors Fee: **\$1,295***

Staff Fee: **\$595***

(*plus taxes where applicable)

**INCLUDES EXTENSIVE
COURSE MANUAL
14 HOURS CE**



Scan for all the
Course Details



Dentist's Role In Snoring & Sleep Apnea

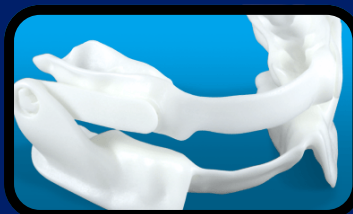
It has been estimated that 50% of men over age 50 snore and approximately 25% have life threatening sleep apnea. Health problems include high blood pressure, acid reflux, heart attacks, strokes, Type 2 Diabetes. Oral appliances are recommended for patients with mild to moderate sleep apnea. Patient much prefer oral appliances to CPAP and actively seek out dentists to fabricate oral appliance to prevent snoring and sleep apnea.

COURSE OBJECTIVES

This course aims to provide comprehensive, step-by-step insights into snoring and sleep apnea. By the end of this program, participants will develop a thorough comprehension of these conditions, enabling them to communicate proficiently with patients about snoring and sleep apnea.

COURSE CONTENT

- Sleep Apnea symptoms and causes
- Sleep Examinations and forms
- Hospital Sleep Studies (Polysomnogram)
- ARES - Home Sleep Study
- Cycles of Sleep
- Summary of Sleep Disorders
- CPAP - Continuous Positive Air Pressure
- Surgical Solutions for Sleep Apnea
- Comparison of Different Oral Appliances
- Marketing Your Sleep Practice
- Sample Reports to Sleep Specialists, MDs, Dentists, and ENTs
- How to Bill Insurance Companies



**PANTHERA ORAL
APPLIANCE**



**SERENA ORAL
APPLIANCE**

COURSE DATES AND LOCATIONS

CHICAGO, IL	November 8 & 9, 2024
TORONTO, ON	March 7 & 8, 2025
DALLAS, TX	April 4 & 5, 2025

COURSE FEE

Doctors Fee: **\$1,295***

Staff Fee: **\$595***

*(*plus taxes where applicable)*

**INCLUDES EXTENSIVE
COURSE MANUAL
14 HOURS CE**

Scan for all the
Course Details



Level II Orthodontics

WHY YOU SHOULD TAKE THIS COURSE

Are you looking to take your orthodontic skills to the next level? Look no further than our 2 session advanced orthodontic course. Designed for experienced professionals like you, this course will provide you with the knowledge and skills you need to excel in your field.

COURSE OBJECTIVES

This four-day orthodontic course spanning two sessions is designed for individuals who have completed Dr. Rondeau's Level I Introduction to Orthodontics or are already practicing orthodontics and are seeking to enhance their skills in case diagnosis and treatment completion. Gain insights into a patient treatment system that focuses on stabilizing the temporomandibular joint before commencing orthodontic procedures. Implement these crucial skills in your practice to achieve beautiful smiles, patent airways, and healthy TMJ.

SESSION 1 COURSE CONTENT

- Fixed Expansion Appliance
- Bolton Analysis
- Rick-A-Nator
- Composite buildups
- Eruption of Impacted Cuspids
- Posterior Sagittal Appliance
- Class II Skeletal
- MARA Appliance
- Distalization of Molars
- Self-ligating Brackets
- Straight wire Mechanics
- Ortho-TMD-Sleep-Connection

SESSION 2 COURSE CONTENT

- Airway Obstruction in Children
- Diagnosis and Treatment of Children with Sleep Apnea
- Tandem Appliance (fixed)
- Class III Skeletal
- Double Arch Mechanics
- Maxillary Hyrax with Fixed Crib
- Fixed Anterior Sagittal Appliance
- Fixed Molar Distalizer
- Phase I TM Jaw Stabilization
- Phase II Orthodontic Case Finishing

**INCLUDES 2 EXTENSIVE
COURSE MANUALS
14 HOURS CE PER SESSION**

COURSE DATES AND LOCATIONS

TORONTO, ON

Session 1 September 20 & 21, 2024

Session 2 January 10 & 11, 2025

DALLAS, TX

Session 1 October 11 & 12, 2024

Session 2 February 7 & 8, 2025

MIAMI, FL

Session 1 January 24 & 25, 2025

Session 2 April 25 & 26, 2025

COURSE FEE

Doctors Fee: **\$1,295*** per session

Staff Fee: **\$595*** per session

Full Payment Fee: \$2,390

(*plus taxes where applicable)

**SAVE
\$200**

Scan for all the
Course Details



Comprehensive Course on Clear Aligners

COURSE OBJECTIVE

A staggering 75% of both children and adults experience malocclusion, a condition accentuated by the rise of digital “selfies” and the desire to present an aesthetically appealing smile in today's visual culture. Consequently, patients increasingly ask for Clear Aligner Treatment for orthodontic correction. Addressing malocclusions proactively before embarking on restorative dental procedures stands as a fundamental principle within general dentistry and a cornerstone of oral health maintenance. Malocclusions can lead to various issues such as periodontal problems, gum recession, bone deterioration, abfraction lesions, tooth fractures, excessive muscle tension resulting in discomfort, and temporomandibular joint disorders (TMD).

WHY YOU SHOULD TAKE THIS COURSE

If you find yourself grappling with constant adjustments, unexpected tooth shifts, and the perplexity surrounding attachments, then this course is tailored for you. Through a comprehensive 2-session, 4-day program, you will gain a deep insight into tooth movement, attachments, diagnosis, and treatment planning, making it effortless to provide aligner therapy to your patients. With a focus on patent airways and healthy TMJ, this course will enhance your understanding of Clear Aligner Therapy, enabling you to assist your patients in achieving straight teeth, patent airways, and healthy jaw joints.

SESSION 1 COURSE CONTENT

- Summary of complete records
- Differential Diagnosis
- Informed Consent for Aligner Therapy
- Phase I Treatment
 - Treat the face; jaw orthopedics first
- Techniques for digital scanning and impressions
- Clin Check
- Summary of Attachments
- Diagnosis and treatment planning
- 4 Cardinal Rules of Clear Aligner Case Selection
- IPR
- TMD, Sleep and Airway screening

INCLUDES 2 EXTENSIVE COURSE
MANUALS
14 HOURS CE PER SESSION

SESSION 2 COURSE CONTENT

- Attachment toolbox
- Complete cases clin check
- Top 10 things to check
- Limitations of treatment planning software
- How to avoid the Top 5 Mistakes everyone makes
- How to decrease refinements
- Delivery and introduction to monitoring
- Posterior open bite
 - Causes and solutions
 - How to treatment plan to avoid pitfalls
- The Lateral Incisors
 - Why they don't move
 - How to overcome problems
- Finishing and retention

COURSE DATES AND LOCATIONS

TORONTO, ON

Session 1 September 20 & 21, 2024
Session 2 January 10 & 11, 2025

DALLAS, TX

Session 1 October 11 & 12, 2024
Session 2 February 7 & 8, 2025

**SAVE
\$200**

COURSE FEE

Doctors Fee: **\$1,295***

Staff Fee: **\$595***

Full Payment Fee: \$2,390

(*plus taxes where applicable)



Scan for all the
Course Details



Case Finishing and Mechanics

WHY YOU SHOULD TAKE THIS COURSE

Are you facing challenges in achieving the ideal finish for your orthodontic cases? Are you seeking valuable tips and techniques to enhance the completion of your straight wire cases? If so, this course is tailored for you. The primary goal of this Advanced Course is to expedite and streamline the finishing process for orthodontic cases. By participating in this course, you will enhance your proficiency in wire bending, allowing you to adjust the crowns and roots for optimal case finishing results.

COURSE CONTENT

Biokinetics of Orthodontic Tooth Movement

- Clinical responses
- Histological responses
- Principles of anchorage
- Orthodontic relapse

Principles of Biomechanics

- Moments and forces
- Types of movements
- Magnitude of force
- Point of force application

Mulligan Comment Sense Mechanics Moments & Forces

Hands-On Wire Bending

1st Order Wire Bends - Step-In and Step-Out

2nd Order Wire Bends - Tip (Angulation)

3rd Order Wire Bends - Torque (Inclination)

4th Order Wire Bends

1. 'V' bends
2. Step-up & step-down bend
3. Utility arches
4. Overlay mechanics
5. Tip back and tip forward
6. Mulligan Mechanics
 - a. Intrusive arch
 - b. Overlay arch
 - c. Retrusive arch
 - d. Center & off center bend
 - e. Toe-in & toe-out & out-bend

COURSE DATES AND LOCATIONS

TORONTO, ON

November 15 & 16, 2024

CHICAGO, IL

March 14 & 15, 2025

COURSE FEE

Doctor Fee: **\$1,295***

Staff Fee: **\$1,295***

Participants will receive the Introduction to Case Finishing online video, covering the physics and mechanics behind the wire bends. This online video is to be viewed prior to the course to enhance your learning.

This Course has limited seating due to the extensive Hands On training. Limited to 15 attendees.

(*plus taxes where applicable)

**INCLUDES AN EXTENSIVE
COURSE MANUAL
14 HOURS CE**


8

www.rondeauseminars.com

1-877-372-7625

info@rondeauseminars.com

**Scan for all the
Course Details**



Online Courses

Our online courses are meticulously produced using cutting-edge Green Screen technology, ensuring a professional delivery. They provide identical course content to our live sessions, all conveniently accessible from the comfort of your home or office. Delivered through an intuitive platform, these courses can be easily viewed on your computer, laptop, or tablet, accompanied by comprehensive course manuals akin to those distributed in traditional classroom settings.

The courses are structured into 20-minute video segments, each followed by a brief 10-minute true/false quiz to reinforce learning. Whether constrained by travel limitations or simply preferring online learning, Rondeau Seminars offers a comprehensive array of resources to enhance your proficiency in Orthodontics, TMD, Snoring and Sleep Apnea, Case Finishing, and Staff Training, available on-demand at your convenience.

Available Online Courses....

Level I, Introduction to Orthodontics

4 Sessions

Doctors Fee: \$1,295* per session

Full Payment: \$4,780* plus the shipping costs of the manuals

**SAVE
\$400**

Level II Orthodontics

2 Sessions

Doctors Fee: \$1,295* per session

Full Payment Fee: \$2,390 plus the shipping costs of the manuals

**SAVE
\$200**

Online TMD Course

Per Session Fee: \$1,295* plus the shipping costs of the manual

Online Sleep Course

Per Session Fee: \$1,295* plus the shipping costs of the manual

Case Finishing & Mechanics

Per Session Fee: \$1,295* plus the shipping costs of the manual

NEW Orthodontic Staff Training

Per Session Fee: \$595* plus the shipping costs of the manual

"By far, this is the best internet course I've ever taken. The convenience of use, the organization of the material, the ability to immediately apply what I learned, and the very helpful instructor, by far exceeded my expectations. I would highly recommend these courses to any general practitioner considering the practice of orthodontics."

Dr. Steven Hart

(*plus taxes where applicable)

Mini Residency in Orthodontics

The Ultimate Hands-On Course

Day 1

Case Diagnosis

5:00 pm to 9:00 pm

Course participants will present cases from the Mini Residency as well as their own new and progress cases.

Day 2

8:00 am to 10:00 am

Rondeau Seminars Instructors present lecture.

10:00 am to 5:00 pm

Hands-on treatment of patients by DDS and assistants under the supervision of host office staff and dentist and Rondeau Seminars Instructor.

*12 sessions scheduled every two months, meticulously crafted to foster confidence among you and your team.
2 Days per session, limited to 5 dentists only*

COURSE FEE

\$2,500* per session: 1 Dentist, 1 Staff

CE Credits per Session: 18 Hours

*(*plus taxes where applicable)*

LOCATIONS

London, ON

Brampton, ON

Vancouver, BC


Ottawa, ON

Chicago, IL

Houston, TX

Miami, FL

1-877-372-7625



rondeauseminars.com



info@rondeauseminars.com